



TREASURY CONSULTING GROUP (TCG) – HEDGE FUND DESK



Treasury Consulting Group (TCG) – Singaporean Multinational HQ Group



TREASURY CONSULTING GROUP
SINGAPOREAN MULTINATIONAL
HQ GROUP

\$ MULTI MILLION VALUATION CORPORATION


TREASURY CONSULTING GROUP (TCG)




India, 2016



Singapore, 2018



Hong Kong, 2019



United States, 2022



Saudi Arabia, 2023



Australia, 2025




Mauritius, 2026



London, 2022



Dubai, 2024



Luxembourg, 2025



Dedicated Office covering European Union (EU), 2026



**A CROSS
ASSET
MULTI
HEDGE FUND**

**FIXED INCOME
CURRENCIES**

**CREDIT
STRUCTURES**

COMMODITIES

**STRUCTURED
DERIVATIVES**

**INVESTMENT
BANKING**

**FOREIGN
EXCHANGE (FX)
DESK**

**TREASURY BANKING
TECHNOLOGIES**

**TRADING
PLATFORMS**

**PENNY STOCK
TRADING DESK**

**HEDGE FUND
RESEARCH DESK**

HEDGE FUND DESK

- **Treasury Consulting Group (TCG)** is a Singaporean Multinational HQ Group having \$ Multi Million Valuation. Standing today we are having Offices in Singapore, Hong Kong (HK), India. We own our **Fixed Income Platform** – www.fixedincome.global having 62+ Desks
- **Treasury Consulting Group (TCG) – Hedge Fund Desk** is a **Multi Asset Cross Hedge Fund** covering all **FICCCST**

- FI – Fixed Income
- C – Currencies
- C – Commodities
- C – Credit Derivatives
- S – Structured Derivatives
- T – Treasury Technology

Limited Hedge Fund Desk of the Globe covering 100% of FICCCST. Adding more Asset Classes in Hedge Fund Desk

HEDGE FUND DESK – CURRENCIES CLUSTER (CC) – PART I (02ND NOV'20 – 9.00 PM SINGAPORE)

Currencies	Type	Bid Swaps	Ask Swaps	Mid Swaps
EUR/USD	Direct Pair	1.2098	1.2099	1.2099
USD/JPY	Indirect Pair	104.54	104.55	104.55
GBP/USD	Direct Pair	1.3362	1.3363	1.3363
USD/CHF	Indirect Pair	0.8958	0.8959	0.8959
AUD/USD	Direct Pair	0.7400	0.7402	0.7401
NZD/USD	Direct Pair	0.7055	0.7057	0.7056
USD/CAD	Indirect Pair	1.2929	1.2930	1.2930
USD/HKD	Indirect Pair	7.7522	7.7523	7.7523
USD/INR	Indirect Pair	73.7600	73.7800	73.7700
USD/PHP	Indirect Pair	48.0400	48.0600	48.0500
USD/SGD	Indirect Pair	1.3388	1.3389	1.3389

EUR/JPY	Cross	126.4725	126.4950	126.4838
EUR/GBP	Cross	0.9054	0.9054	0.9054
EUR/CHF	Cross	1.0837	1.0839	1.0838
EUR/AUD	Cross	1.6349	1.6346	1.6347
EUR/NZD	Cross	1.7148	1.7145	1.7146
GBP/JPY	Cross	139.6863	139.7102	139.6983
GBP/AUD	Cross	1.8057	1.8053	1.8055
GBP/NZD	Cross	1.8940	1.8936	1.8938
GBP/HKD	Cross	10.3585	10.3594	10.3589
EUR/INR	Cross	89.2348	89.2664	89.2506
GBP/INR	Cross	98.5581	98.5922	98.5752
EUR/PHP	Cross	58.1188	58.1478	58.1333
GBP/PHP	Cross	64.1910	64.2226	64.2068

EUR/SGD	Cross	1.6197	1.6199	1.6198
GBP/SGD	Cross	1.7889	1.7892	1.7890
GBP/ARS	Cross	108.8736	108.8951	108.8843
GBP/BOB	Cross	9.1262	9.3274	9.2268
GBP/BRL	Cross	7.0081	7.0093	7.0087
GBP/CLP	Cross	1,009.8732	1,010.6838	1,010.2785
GBP/COP	Cross	4,703.4507	4,709.1479	4,706.2993
GBP/CRC	Cross	803.3903	807.5662	805.4782
GBP/DOP	Cross	77.7134	77.8796	77.7965
GBP/ECS	Cross	33,271.3800	33,541.1300	33,406.2550
GBP/FKP	Cross	1.7838	1.7845	1.7842
GBP/GTQ	Cross	10.4224	10.4632	10.4428
GBP/GYD	Cross	276.9675	283.5361	280.2518
GBP/MXN	Cross	26.8079	26.8115	26.8097
GBP/PEN	Cross	4.8221	4.8259	4.8240
GBP/UVU	Cross	56.9622	57.0066	56.9844
GBP/VES	Cross	1,386,072.0549	1,389,649.9120	1,387,860.9835

HEDGE FUND DESK – CURRENCIES CLUSTER (CC) – PART II (02ND NOV'20 – 9.00 PM SINGAPORE)

Currencies	Type	Bid Swaps	Ask Swaps	Mid Swaps
USD/SEK	Indirect Pair	8.4755	8.4767	8.4761
USD/NOK	Indirect Pair	8.8040	8.8070	8.8055
USD/DKK	Indirect Pair	6.1524	6.1527	6.1526
USD/RUB	Indirect Pair	75.1100	75.1550	75.1325
USD/CZK	Indirect Pair	21.8040	21.8210	21.8125
USD/RON	Indirect Pair	4.0238	4.0289	4.0264
USD/ARS	Indirect Pair	81.4800	81.4900	81.4850
USD/BOB	Indirect Pair	6.8300	6.9800	6.9050
USD/BRL	Indirect Pair	5.2448	5.2453	5.2451
USD/BZD	Indirect Pair	1.9982	2.0332	2.0157
USD/CLP	Indirect Pair	755.7800	756.3300	756.0550

EUR/SEK	Cross	10.2537	10.2560	10.2548
EUR/NOK	Cross	10.6511	10.6556	10.6533
EUR/DKK	Cross	7.4432	7.4442	7.4437
EUR/RUB	Cross	90.8681	90.9300	90.8991
EUR/CZK	Cross	26.3785	26.4012	26.3899
GBP/SEK	Cross	11.3250	11.3274	11.3262
GBP/NOK	Cross	11.7639	11.7688	11.7663
GBP/DKK	Cross	8.2208	8.2219	8.2213
GBP/RUB	Cross	100.3620	100.4296	100.3958
GBP/CZK	Cross	29.1345	29.1594	29.1470
JPY/SEK	Cross	8.1074	8.1078	8.1076
JPY/NOK	Cross	8.4217	8.4237	8.4227
JPY/DKK	Cross	5.8852	5.8849	5.8851

JPY/RUB	Cross	71.8481	71.8843	71.8662
JPY/CZK	Cross	20.8571	20.8714	20.8642
JPY/ARS	Cross	77.9415	77.9436	77.9425
JPY/BOB	Cross	6.5334	6.6762	6.6048
JPY/BRL	Cross	5.0170	5.0170	5.0170
JPY/CLP	Cross	722.9577	723.4146	723.1862
JPY/COP	Cross	3,367.1513	3,370.6552	3,368.9033
JPY/CRC	Cross	575.1387	578.0297	576.5842
JPY/DOP	Cross	55.6342	55.7437	55.6889
JPY/ECS	Cross	23,818.6340	24,007.6518	23,913.1429
JPY/FKP	Cross	1.2770	1.2773	1.2772
JPY/GTQ	Cross	7.4613	7.4892	7.4752
JPY/GYD	Cross	198.2782	202.9460	200.6121
JPY/MXN	Cross	19.1915	19.1908	19.1912
JPY/PEN	Cross	3.4521	3.4542	3.4532
JPY/UVU	Cross	40.7786	40.8034	40.7910
JPY/VES	Cross	992,274.5313	994,666.2879	993,470.4096

\$
M
U
L
T
I
M
I
L
L
I
O
N
G
R
O
U
P

HEDGE FUND DESK – CURRENCIES CLUSTER (CC) – PART III (02ND NOV'20 – 9.00 PM SINGAPORE)

Currencies	Type	Bid Swaps	Ask Swaps	Mid Swaps
USD/COP	Indirect Pair	3,520.0200	3,524.0200	3,522.0200
USD/CRC	Indirect Pair	601.2500	604.3300	602.7900
USD/DOP	Indirect Pair	58.1600	58.2800	58.2200
USD/ECS	Indirect Pair	24,900	25,100	25,000
USD/FKP	Indirect Pair	1.3350	1.3354	1.3352
USD/GTQ	Indirect Pair	7.8000	7.8300	7.8150
USD/GYD	Indirect Pair	207.2800	212.1800	209.7300
USD/MXN	Indirect Pair	20.0628	20.0640	20.0634
USD/PEN	Indirect Pair	3.6088	3.6114	3.6101
USD/UYU	Indirect Pair	42.6300	42.6600	42.6450
USD/VES	Indirect Pair	1,037,323.7950	1,039,923.6040	1,038,623.6995

EUR/ARS	Cross	98.5745	98.5948	98.5846
EUR/BOB	Cross	8.2629	8.4451	8.3540
EUR/BRL	Cross	6.3452	6.3463	6.3457
EUR/CLP	Cross	914.3426	915.0837	914.7132
EUR/COP	Cross	4,258.5202	4,263.7118	4,261.1160
EUR/CRC	Cross	727.3923	731.1789	729.2856
EUR/DOP	Cross	70.3620	70.5130	70.4375
EUR/ECS	Cross	30,124.0200	30,368.4900	30,246.2550
EUR/FKP	Cross	1.6151	1.6157	1.6154
EUR/GTQ	Cross	9.4364	9.4735	9.4550
USD/GYD	Cross	250.7673	256.7166	253.7420
EUR/MXN	Cross	24.2720	24.2754	24.2737
EUR/PEN	Cross	4.3659	4.3694	4.3677

EUR/UVU	Cross	51.5738	51.6143	51.5941
EUR/VES	Cross	1,254,954.3272	1,258,203.5685	1,256,578.9478
AUD/ARS	Cross	60.2952	60.3189	60.3070
AUD/BOB	Cross	5.0542	5.1666	5.1104
AUD/BRL	Cross	3.8812	3.8826	3.8819
AUD/CLP	Cross	559.2772	559.8355	559.5563
AUD/COP	Cross	2,604.8148	2,608.4796	2,606.6472
AUD/CRC	Cross	444.9250	447.3251	446.1250
AUD/DOP	Cross	43.0384	43.1389	43.0886
AUD/ECS	Cross	18,426.0000	18,579.0200	18,502.5100
AUD/FKP	Cross	0.9879	0.9885	0.9882
AUD/GTQ	Cross	5.7720	5.7958	5.7839
AUD/GYD	Cross	153.3872	157.0556	155.2214
AUD/MXN	Cross	14.8465	14.8514	14.8489
AUD/PEN	Cross	2.6705	2.6732	2.6718
AUD/UVU	Cross	31.5462	31.5769	31.5616
AUD/VES	Cross	767,619.6083	769,751.4517	768,685.5300

**TREASURY CONSULTING GROUP (TCG) HEADING AS
A BANK. A BIG BANK BASED OUT LONDON BY 2022**



RAHUL MAGAN

**GROUP CEO & VC, TREASURY CONSULTING GROUP (TCG)
REACHING \$ 1 BILLION VALUATION BY DEC 2021**